

# Q3 YTD 2020 Performance

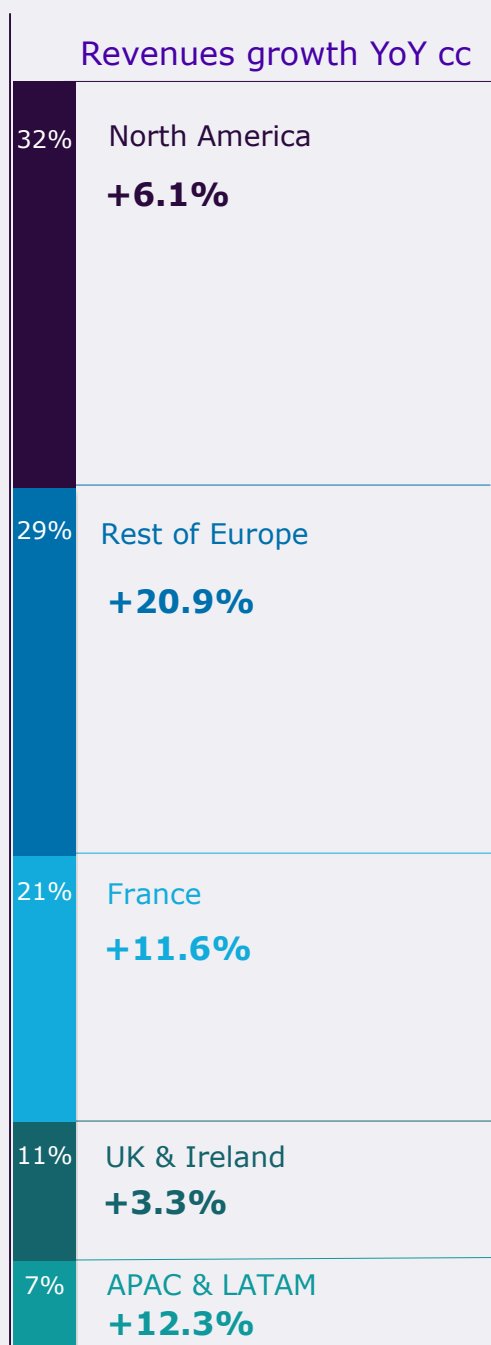


## Q3 YTD Revenues 2020

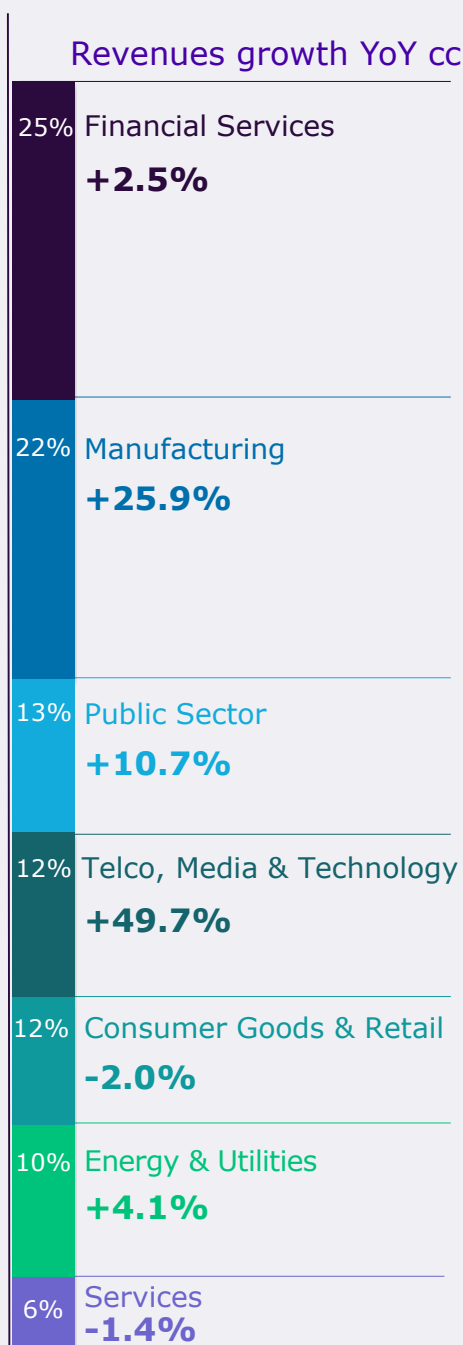
**€11,589m**

**+11.3% YoY cc\***

### REGIONS



### SECTORS



### DIGITAL & CLOUD ACTIVITIES

Are up by **More than 10%**  
In Q3 at constant currencies

Account for **over 60%**  
of Group activity

### BOOKINGS

**€11,737m**

### HEADCOUNT

**264,600**

+21% YoY  
53% offshore

**YoY cc:** Year-on-Year at constant currencies.

\* The terms and Alternative Performance Measures marked with an (\*) are defined and/or reconciled in the appendix to the press release.

For more information, see the press release on <https://investors.capgemini.com/en/>

# Q3 2020 Performance

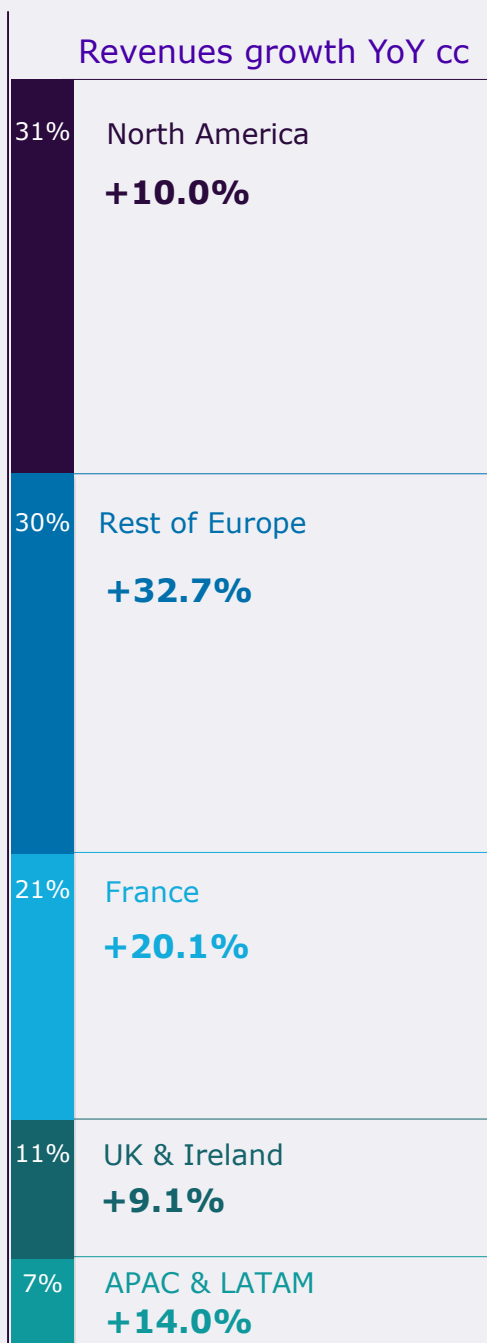


Revenues Q3 2020

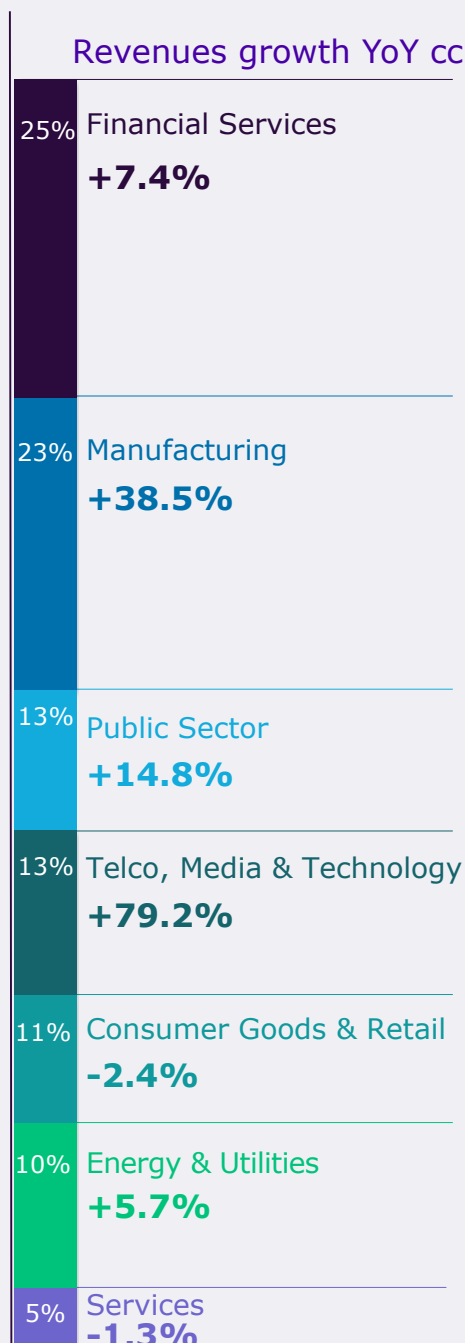
**€4,008m**

**+18.4% YoY cc\***

## REGIONS



## SECTORS



## DIGITAL & CLOUD ACTIVITIES

Are up by **More than 10%**  
In Q3 at constant currencies

Account for **over 60%**  
of Group activity

## BOOKINGS

**€3,896m**

## HEADCOUNT

**264,600**

+21% YoY  
53% offshore

**YoY cc:** Year-on-Year at constant currencies.

\* The terms and Alternative Performance Measures marked with an (\*) are defined and/or reconciled in the appendix to the press release.

For more information, see the press release on <https://investors.capgemini.com/en/>